



Silver Lake

TRAVEL TRAILERS



Silver Lake
TRAVEL TRAILERS

EastToWestRV.com/SilverLake

A DIVISION OF FOREST RIVER





Silver Lake 27 K2D

(Features Our Sterling Beige Interior Color, Designer Countertops, Stainless Steel Appliances, High Rise Faucet & Undermount Farmhouse Sink)



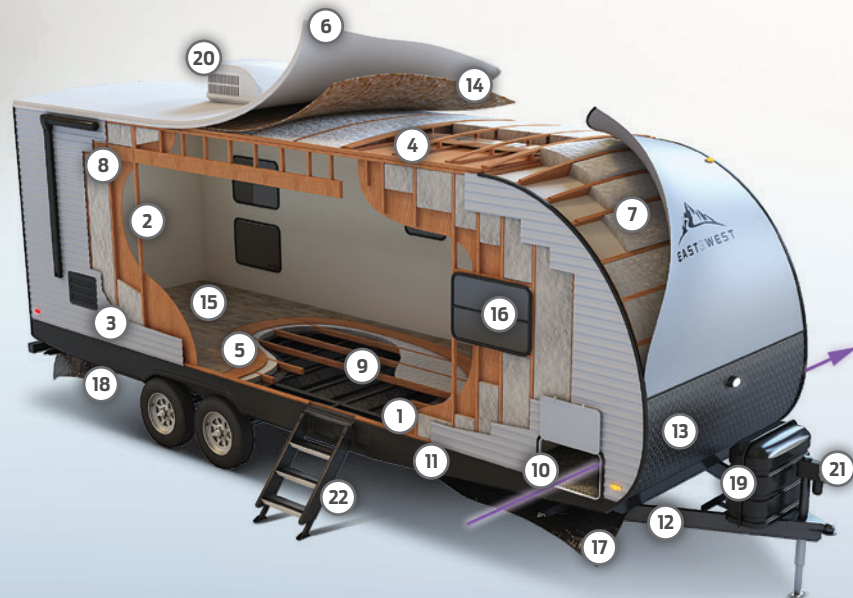
King Size Bed
(Standard in All Models)



Jackknife Sofa with Storage Underneath
(Standard in All Models)



Large Spacious Pantry



- 1 2" X 3" Floor Joists 12" on Center
- 2 2" Wall Construction on a 16" Center
- 3 Aluminum Siding
- 4 5" Bowed Truss Roof Rafters
- 5 5/8" Tongue & Groove Plywood Floor Decking
- 6 One-Piece Seamless DIFlex 11™ Roof (12 Year Manufacturer Defect Warranty)

- 7 R-7 Fiberglass Insulation Throughout
- 8 13 Ply Cross Micro-Laminated Beam Header Above Slide Out
- 9 Chambered Chassis
- 10 Fully Finished Pass-Thru Storage
- 11 Smooth Metal Skirting
- 12 Electro-Deposition Coated Frame

- 13 Diamond Plate Rock Guard
- 14 3/8" Roof Decking (Full Walk-On Main Roof)
- 15 One Piece Congoleum® Designer Linoleum Flooring
- 16 Tinted Safety Glass Windows
- 17 Fully Enclosed & Heated Underbelly with Anti-Puncture Underbelly Wrap
- 18 Enclosed Tanks

- 19 LP Bottle Cover with Easy Access
- 20 15,000 BTU Ducted Roof, High Output A/C with Quick Cool
- 21 Electric Power Tongue Jack with LED Light
- 22 MORryde StepAbove® Triple Entry Solid Step

* EQUIVALENT THERMAL RESISTANCE, R-VALUE



31" Electric Fireplace
(Built-in Option for all Slide Models)



Universal Docking Station & Fully Finished Pass-Thru Storage



Fully Enclosed & Heated Underbelly with Anti-Puncture Underbelly Wrap



Extended Storage Drawers Under Dinette On Roller Guides



Power Tongue Jack with LED Light



MORryde StepAbove® Triple Entry Solid Step

Silver Lake Standards & Options

Interior Features

- ▶ Mortise and Tenon Shaker Style Cabinets
- ▶ 12-Volt Exhaust Fan and Light
- ▶ Shelving In Overhead Kitchen Cabinets
- ▶ Wood Drawers With Furniture Grade Plywood Sides
- ▶ TV & Cable Prep In Living Room and Bedroom
- ▶ Furnace W/ Digital Thermostat
- ▶ Strut Lifted Storage Under King Bed
- ▶ Increased Foot Space At The Foot of Bed
- ▶ Solid Bedroom Privacy Doors

Security & Safety Features

- ▶ LP Leak, Smoke & Carbon Monoxide Detectors
- ▶ Fire Extinguisher
- ▶ Welded Heavy Duty Safety Chains
- ▶ Electric Brakes (All Wheels)
- ▶ GFCI Receptacles
- ▶ ANSI 119.2 Certified
- ▶ Meets All National Highway Administrative Specifications
- ▶ RVIA Approved Product

Comfort Package (Mandatory)

- ▶ 81" Interior Ceiling Height
- ▶ Solid Privacy Bedroom Door W/A
- ▶ Cable/Satellite Ready
- ▶ USB Charging Stations (Beds, Bunks, & Tables W/A)
- ▶ 3-Burner Range & Oven
- ▶ Upgraded Congoleum® Designer Linoleum Flooring
- ▶ Built-In 31" Electric Fireplace (29K2S, 29KBH)
- ▶ Skylight Above Shower/Tub
- ▶ Window Valance Package with Night Shades
- ▶ 2 Zone Sound System With Bluetooth & HDMI Connectivity
- ▶ 48" Dinette W/A With Pullout Storage Drawers Underneath On Roller Guides
- ▶ Porcelain Foot Flush Toilet
- ▶ Backsplash Window In Kitchen
- ▶ Designer Countertops
- ▶ ABS Tub Surround & Cabinet in Bath W/A
- ▶ 35,000 BTU Furnace
- ▶ Extra Large Dinette Picture Windows
- ▶ Marine Grade Woven PVC Flooring in Slide-Outs *No Carpet*

Outdoor Enthusiast Package (Mandatory)

- ▶ Universal Docking Station
- ▶ Fender Skirt
- ▶ Fully Finished Pass Thru Storage
- ▶ Water Heater Bypass
- ▶ Larger Pass-Thru Storage Door
- ▶ Black Tank Flush
- ▶ Radial Tires
- ▶ Power Awning with LED Lights
- ▶ Enhanced Outside Kitchen Grills W/A
- ▶ Outside Shower with Hot & Cold Water
- ▶ High Definition/Amplified TV Antenna
- ▶ Backup Camera Prep
- ▶ True Solar Prep Roof Mounted MC4 with Pre Wire
- ▶ Exterior LED Lights
- ▶ Detachable Power Cord
- ▶ Power Tongue Jack with LED Light
- ▶ Exterior Oversized Swing Arm Entry Assist Handle
- ▶ Stabilizer Jacks
- ▶ Two Marine Grade Exterior Speakers
- ▶ Tinted Safety Glass Windows
- ▶ Upper Bunk Window
- ▶ R.V.Q. Quick Connect W/A
- ▶ MORryde StepAbove® Triple Entry Solid Step
- ▶ Winegard® Air 360+ HDTV Antenna
- ▶ WiFi Prep 4G LTE Prep

Mandatory Options

- ▶ Electro-Deposition Coated Frame
- ▶ King Bed - 72" X 80"
- ▶ Enclosed & Heated Underbelly
- ▶ Enclosed Holding Tanks
- ▶ Electric Flush Floor Slide Outs W/A
- ▶ 15,000 BTU Ducted Air Conditioner with Quick Cool
- ▶ Upgraded Interior Design Package

Options

- ▶ Goodyear® Tires (Mandatory All Models)
- ▶ Goodyear® Spare Tire and Carrier
- ▶ Electric Fireplace (Slide Models)
- ▶ Large 40" LED TV with Bracket
- ▶ Medium 32" LED TV with Bracket
- ▶ 50 Amp Service with 2nd Air Prep
- ▶ Theater Seating (Slide Models)
- ▶ Outside Kitchen*
- ▶ Available On The Following: 27KNS, 27K2D, 29KBH, 31KBH, 31K3S

*W/A: Where Applicable



DRY HITCH (LBS.): 575 UUV (LBS.): 5,418 CCC (LBS.): 2,157 LENGTH W/ HITCH: 28' 2"
EXTERIOR HEIGHT: 10' 10" WIDTH: 96" TANKS (F/G/B): 40 / 30 / 30 AWNING: 14'



DRY HITCH (LBS.): 775 UUV (LBS.): 6,473 CCC (LBS.): 3,102 LENGTH W/ HITCH: 30' 6"
EXTERIOR HEIGHT: 11' 2" WIDTH: 96" TANKS (F/G/B): 40 / 60 / 30 AWNING: 15'



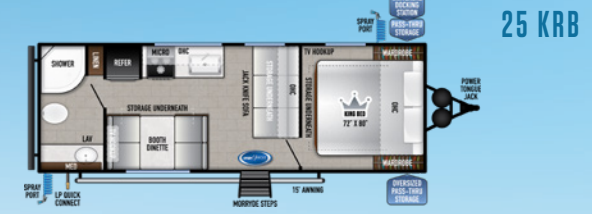
DRY HITCH (LBS.): 715 UUV (LBS.): 5,319 CCC (LBS.): 2,396 LENGTH W/ HITCH: 31' 1"
EXTERIOR HEIGHT: 10' 10" WIDTH: 96" TANKS (F/G/B): 40 / 30 / 30 AWNING: 15'



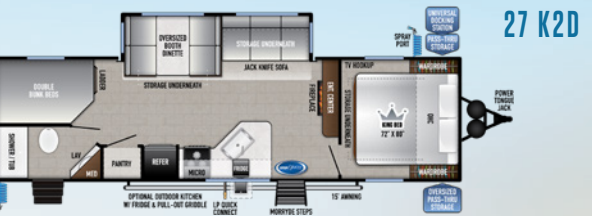
DRY HITCH (LBS.): 1,190 UUV (LBS.): 8,328 CCC (LBS.): 1,662 LENGTH W/ HITCH: 37' 8"
EXTERIOR HEIGHT: 11' 3" WIDTH: 96" TANKS (F/G/B): 40 / 60 / 30 AWNING: 15'



DRY HITCH (LBS.): 896 UUV (LBS.): 8,745 CCC (LBS.): 2,351 LENGTH W/ HITCH: 37' 5"
EXTERIOR HEIGHT: 11' 3" WIDTH: 96" TANKS (F/G/B): 40 / 60 / 30 AWNING: 15'



DRY HITCH (LBS.): 565 UUV (LBS.): 4,976 CCC (LBS.): 2,589 LENGTH W/ HITCH: 28' 1"
EXTERIOR HEIGHT: 10' 10" WIDTH: 96" TANKS (F/G/B): 40 / 30 / 30 AWNING: 15'



DRY HITCH (LBS.): 785 UUV (LBS.): 6,835 CCC (LBS.): 2,750 LENGTH W/ HITCH: 34' 4"
EXTERIOR HEIGHT: 11' 0" WIDTH: 96" TANKS (F/G/B): 40 / 60 / 30 AWNING: 15'



DRY HITCH (LBS.): 1,063 UUV (LBS.): 7,407 CCC (LBS.): 2,456 LENGTH W/ HITCH: 36' 1"
EXTERIOR HEIGHT: 11' 3" WIDTH: 96" TANKS (F/G/B): 40 / 60 / 30 AWNING: 11'



DRY HITCH (LBS.): 809 UUV (LBS.): 6,635 CCC (LBS.): 2,774 LENGTH W/ HITCH: 34' 4"
EXTERIOR HEIGHT: 11' 2" WIDTH: 96" TANKS (F/G/B): 40 / 60 / 30 AWNING: 15'



DRY HITCH (LBS.): 935 UUV (LBS.): 8,623 CCC (LBS.): 2,712 LENGTH W/ HITCH: 38' 0"
EXTERIOR HEIGHT: 11' 3" WIDTH: 96" TANKS (F/G/B): 40 / 60 / 30 AWNING: 15'

OUR COMPANY TAKES PRIDE IN OUR FIVE GUIDING PRINCIPLES AND OUR CORPORATE PHILOSOPHY
 which focuses on people working together to create high quality, value-added products that deliver the ultimate RV experience.

Sustainable Manufacturing

An important objective to our strategy and operations is to implement economically sound manufacturing processes to reduce/ recycle waste & conserve energy and natural resources.

Corporate & Social Responsibility

We foster a business environment in which we focus on and practice:

- Ethical Labor Practices
- Teamwork
- Philanthropy
- Volunteering

Culture & Values

We are a forward thinking company committed to fostering a culture of teamwork. By being transparent, we encourage our employees to think outside the box and make a difference!

Quality & Construction

Our team takes pride in each unit we build. Our manufacturing standards and point to point inspections ensure each EAST TO WEST brand is built to the same quality specifications every time.

Our Commitment

We strive to provide the highest quality products at the best possible price to our customers. We invite you to be a part of the EAST TO WEST family and we look forward to exceeding your expectations!



**24/7 EMERGENCY
ROADSIDE ASSISTANCE
WITH VEHICLE PURCHASE***

TOWING	WINCH-OUT
JUMP-STARTS	MOBILE MECHANIC
TIRE CHANGES	TECHNICAL SUPPORT
FLUID DELIVERY	DEALER LOCATOR SERVICES
LOCKOUT SERVICE	



*VALID FOR 1 YEAR FROM DATE OF PURCHASE



PRE-DELIVERY INSPECTION FACILITY
 20,000 square feet of quality assurance. The bare essentials for a premium product. This state-of-the-art facility gives immediate daily feedback to production for quality assurance in every unit built.



East To West RV



@easttowestr

CUSTOMER SATISFACTION



www.ForestRiverBuyLocal.com

FREE MEMBERSHIP
 to Forest River Owners' Group

www.forestriverfrog.com



SPECIFICATION DEFINITIONS

GVWR (Gross Vehicle Weight Rating) - is the maximum permissible weight of the unit when fully loaded. It includes all weights, inclusive of all fluids, cargo, optional equipment and accessories. For safety and product performance do NOT exceed the GVWR.

GAWR (Gross Axle Weight Rating) - is the maximum permissible weight, including cargo, fluids, optional equipment and accessories that can be safely supported by a combination of all axles.

UVW (Unloaded Vehicle Weight)* - is the typical weight of the unit as manufactured at the factory. It includes all weight at the unit's axle(s) and tongue or pin and LP Gas. The UVW does not include cargo, fresh potable water, additional optional equipment or dealer installed accessories.

*Estimated average based on standard build optional equipment.

CCC (Cargo Carrying Capacity)** - is the amount of weight available for fresh potable water, cargo, additional optional equipment and accessories. CCC is equal to GVWR minus UVW. Available CCC should accommodate fresh potable water (8.3 lbs per gallon). Before filling the fresh water tank, empty the black and gray tanks to provide for more cargo capacity.

**Estimated average based on standard build optional equipment

Each Forest River RV is weighed at the manufacturing facility prior to shipping. A label identifying the unloaded vehicle weight of the actual unit and the cargo carrying capacity is applied to every Forest River RV prior to leaving our facilities.

The load capacity of your unit is designated by weight, not by volume, so you cannot necessarily use all available space when loading your unit.



Learn More
 Scan this barcode using a QR Reader on your smart phone to learn more about Forest River.



A Berkshire Hathaway company.

3000 COUNTY ROAD 6 WEST ELKHART, IN 46514 | WWW.EASTTOWESTRV.COM 574.264.6664



Outside Kitchen
 (Optional on Some Models)

YOUR *Silver Lake* DEALER

All information contained in this brochure is believed to be accurate at the time of publication. However, during the model year, it may be necessary to make revisions and Forest River, Inc., reserves the right to make all such changes without notice, including prices, colors, materials, equipment and specifications as well as the addition of new models and the discontinuance of models shown in this brochure. Therefore, please consult with your Forest River dealer and confirm the existence of any materials, design or specifications that are material to your purchase decision. Litho. U.S.A. FOR 1877 W: 2022.04.14