

EAST WEST


Tandara

FIFTH WHEELS

**"CRAFTED WITH
QUALITY CONSTRUCTION IN MIND"**

- | | |
|---|--|
| 1 Unobstructed Pass-Thru Storage Compartment | 12 Double Welded Aluminum Floor Joists (16" On Center) |
| 2 Ground Control 3.0 Automatic Leveling System | 13 Glued & Screwed 5/8" Tongue & Groove Plywood Floor (No OSB) |
| 3 MORryde® Step Above Entry Steps | 14 Formaldehyde Free Fiberglass Insulation in Roof, Front Cap & Main Floor |
| 4 Metal Slam Latch Cargo & LP Doors | 15 Radiant Technology Composites™ Foil Insulation in Roof, Front Cap & Underbelly |
| 5 Hi-Gloss Gel Coated Fiberglass Exterior | 16 Heated, Insulated & Enclosed Underbelly W/ Circulating Heat |
| 6 Dicor Diflexx II® TPO Roof W/ 12 Year Warranty | 17 12v Heat Pads on Holding Tanks |
| 7 Azdel Onboard® Laminated Sidewalls w/ 1.5 LB Block Foam | 18 MORryde® CRE 3000 Suspension |
| 8 Azdel Onboard® Laminated Slide-Out End Wall w/ 1.5 LB Block Foam | Dexter 6,000 Or 7,000 lb E-Z Lube Axles |
| 9 Azdel Onboard® Laminated Slide-Out Roof w/ 1.5 LB Block Foam | Goodyear Endurance® ST Tires |
| 10 Azdel Onboard® Laminated Rear Wall | |
| 11 Double Welded Aluminum Sidewall Framing | |


TANDARA KEY STANDARD FEATURES & INNOVATIONS



AZDEL ONBOARD™
Laminated Sidewall Construction w/ AZDEL Onboard™



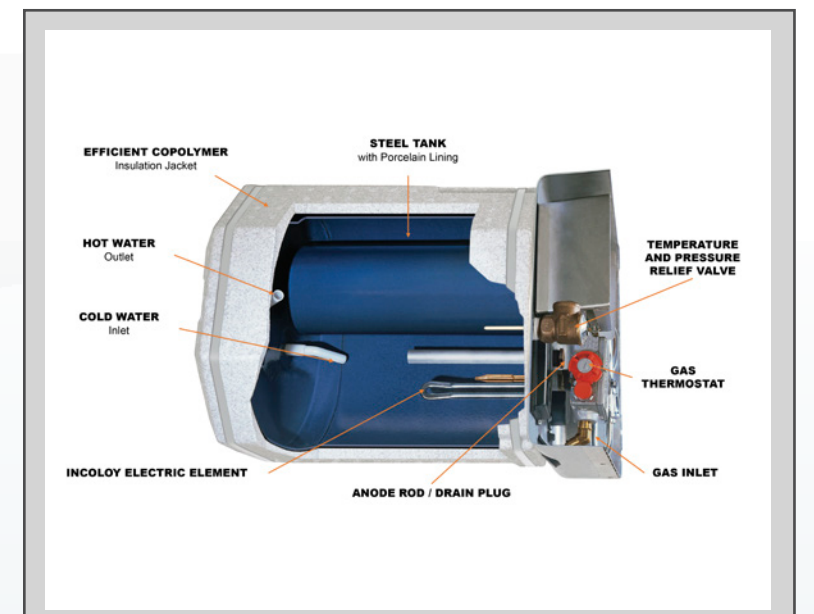
GLUED & SCREWED PLYWOOD FLOORING
5/8" Tongue & Groove Plywood Floors Glued & Screwed on Aluminum Floor Joists (16" on Center)



ALUMINUM FRAMED SIDEWALL OPENINGS
All Window, Door & Cargo Openings Fully Framed w/ Welded 2" Aluminum Tubes



AUTOMATIC LEVELING SYSTEM
4-point (285, 286, 320, 321) or 6-point (375, 385, 386) LCI Ground Control 3.0 Automatic Leveling System




10 GALLON WATER HEATER
For a Faster Recovery Rate of 16.2 Gallons Per Hour, Use Gas & Electric Simultaneously



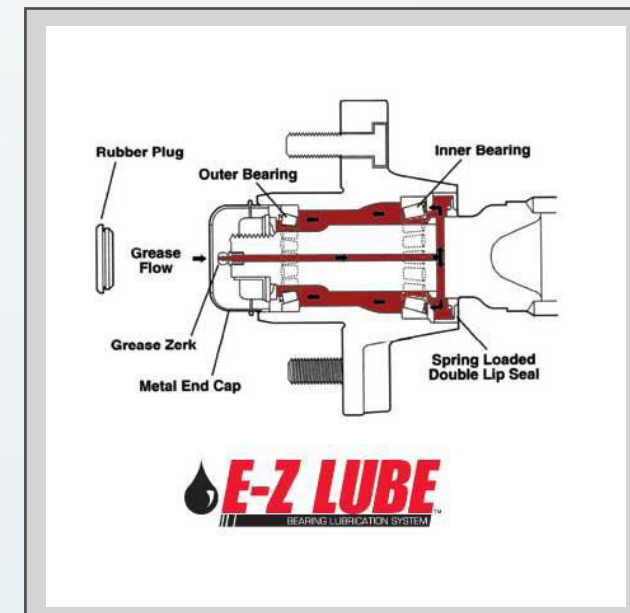
METAL SLAM LATCH DOORS
Metal Slam Latch Cargo, LP & Outdoor Kitchen Doors (No Thumb Twist Locks)



UNIVERSAL DOCKING STATION
Nautilus® P4 Universal All-In-One Docking Station Provides Convenient, Multi-Function Water Management



MORRYDE CRE 3000® SUSPENSION
3" of Suspension Travel to Add Protection From Road Shock



DEXTER® E-Z LUBE AXLES
6,000 LB (285, 286, 320, 321) or 7,000 LB (375, 385, 386) Dexter® E-Z Lube Axles



GOODYEAR ENDURANCE® ST TIRES
Made in America Goodyear Endurance® ST Tires Rated for 87 MPH



3000 CR 6 W ELKHART, IN 46514
574.264.6664 | WWW.EASTTOWESTRV.COM

©2022 East To West, Inc. a Division of Forest River, Inc., a Berkshire Hathaway Company. All Rights Reserved.

#CAMPHERE



Scan this barcode to learn more about us!



FREE MEMBERSHIP
to Forest River Owners' Group
www.forestriverfrog.com

All information contained in this poster is believed to be accurate at the time of publication. However, during the model year, it may be necessary to make revisions and Forest River, Inc., reserves the right to make all such changes without notice, including prices, colors, materials, equipment and specifications as well as the addition of new models and the discontinuance of models shown in this brochure. Therefore, please consult with your Forest River dealer and confirm the existence of any materials, design or specifications that are material to your purchase decision. Litho. U.S.A. FOR 1943 P&W: 2022.03.23